



STRUCTURE OF THE GCSE GEOGRAPHY EXAM



Our Year 11 students are sitting the Edexcel A specification - the website is here..

<http://qualifications.pearson.com/en/qualifications/edexcel-gcses/geography-a-2009.html>

The GCSE exam is made up of 4 components.

The break down and dates of the exams for the four modules are given below:

- **Unit 1** – *Geographical Skills and Challenges* (25%) – **Exam: 22nd May 2017**
- **Unit 2** – *The Natural Environment* (25%) – **Exam: 6th June 2017**
- **Unit 3** – *The Human Environment* (25%) – **Exam: 12th June 2017**
- **Unit 4** – *Investigating Geography* (25%) – **Controlled Assessment (Completed)**

MOCK EXAMS - PREPARING FOR THE MOCKS

What mock exams will students sit in Geography?

The students geography mock exams will be straight after Christmas (students will be given mock exam timetables over the next few weeks). In geography students will sit **two** mock exams

- Unit 1 - Geographical Skills and Challenge (1 hour)
- Unit 3 - The Human Environment (1 hour 15 mins)

(We are still covering content for Unit 2 - The Natural Environment - however students will be given a past paper to complete for this over the Easter break).

What should students do to prepare for their geography mocks?

1. Start revising **now**.
2. Organise their notes and devise a timetable to help break up what they need to revise into more manageable chunks for each of the two exams. Students must ensure they have copied up any missed notes.
3. Get hold of the revision guides and make use of them in their preparation for the exams.
4. Make use of the online revision materials from the blog, including the revision flash cards.
5. Practice questions and developing exam technique (there are practice questions on the blog).
6. Make use of the Friday lunchtime GCSE clinic to ask for help with anything they do not understand.
7. Make sure they learn their case studies well (creating their own case study summaries can help)



PREPARING FOR THE FINAL EXAMS: Support available for students:

GEOGRAPHY DEPARTMENT REVISION SUPPORT RESOURCES

However it is essential that students undertake thorough revision and preparation themselves and they need to start now. A number of supporting resources are available.

- 1. Revision Guides** – students can purchase comprehensive revision guides for each unit, with fact files, example questions, self-test exercises etc. They have all been given a free Unit 1 Revision guide and Units 2 and 3 are available for the Business Centre for £6 for the pair.
- 2. Past Exam Questions** - all students have been provided with a past papers booklet, this forms part of the current homework programme and students can also complete extras as they wish.
- 3. Online Resources** – www.geobytesgcse.wordpress.com (frequently updated over the exam period with advice and already contains many online resources to support students with revision (see below).

GeobytesGCSE – St Ivo School Geog Dept

Supporting students studying Edexcel A GCSE Geography at St Ivo School

Edexcel GCSE @ST IVO
This blog is aimed at students at St Ivo School studying the Edexcel A GCSE Geography Course.

ST IVO SCHOOL GEOGRAPHY DEPARTMENT

Head of Geography: Mr R Chambers

Geography Team:
Mrs B Morley
Mrs S York
Mrs Stone (KS3 Coordinator)
Mr D West
Miss S Raine
Miss B Booth

THE PRINCE'S TEACHING INSTITUTE
2015 GEOGRAPHY

- 4. @StIvoGeography** - GeoTweet Revision - 'bitesize' revision - some are already available on the GeoBytes blog and others will take place live over the revision period - details of which will be given via twitter / facebook / the blog and the department website www.geobytes.org.uk

Online Resources include:

- **Revision Cards** – for most topics there approx 50 revision cards enabling students to test each other / involve family and friends in the revision process.
- **Interactive Past Papers** (enabling students to mark their own answers and learn from advice and model answers provided)
- **Interactive Quizzes**
- **Podcasts** supporting some topic areas
- **Self-Check Sheets** - enabling students to print extra copies to support revision

GCSE GEOGRAPHY HELP CLINIC (FRIDAY LUNCHTIMES - N16)

In addition to the revision programme, Mr Chambers and Mr Nunn run a KS4 Geography Clinic on a Friday lunchtime in N16 - this is open to any students from Year 10-11.

The room is open for students to work or revise, alone or in small groups, and there is always a member of staff on hand to answer any questions / concerns students have.

During the revision period, students with any questions or whom need help with particular aspects of the course are welcome to come along and speak to staff in these lunchtime sessions, or simply use the room as a revision space.

Advice for students:

- 1. Start revision early** - this will help to reduce stress later on
- 2. Make a realistic revision timetable** that can be stuck to (time available will need to be balanced for the various subjects studied)
- 3. Productive short bursts of revision** should be planned (max one hour at a time) and some relaxation time should be planned in - exercise will also really help!
- 4. A range of revision strategies should be used** - we have some revision advice available for students here <http://tiny.cc/StIvoGeographyRevYr11> students should also see our [Twitter](#) and Facebook page as well as our blog/website (www.geobytes.org.uk) in the run up to the exams for further advice.

Useful sites for students include:

- **Department Resources:** www.geobytes.org.uk and www.geobytesgcse.wordpress.com (Department Resources)
- **10 Best GCSE Revision Tips from Past Students** <https://www.goconqr.com/en/examtime/guide/gcse-revision-tips/>
- **Quizlet** - create your own revision flashcards and games <https://quizlet.com/>
- **GetRevising** <https://getrevising.co.uk/>


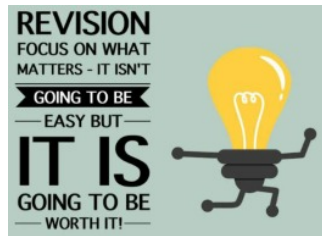
GEOGRAPHY DEPARTMENT REVISION PROGRAMME (February - May)

The Geography Department are running a comprehensive revision programme to support Year 11 Geographers in working towards their target grades.

We are running an after school programme on Wednesday's after school from February - May. The sessions will start after February half term. We would like to strongly encourage as many students as possible to attend. To provide support tailored to each level there will be higher and foundation classes offered.

Students should bring their revision guides.

Opposite is the revision programme setting out details of the date, location and focus for each session (Staffing may differ as will be confirmed nearer the time based on commitments that arise)



EXAM PRACTICE HOMEWORK (February - May)

In order to best prepare for their exams, students should combine revision with the development of exam technique. Therefore in line with the revision programme students will have a weekly homework of one exam question from the past paper booklet. The topic will match that of the week's revision session. Students should read all parts of a question, look at command words carefully, define key terms fully and make good use of PSD. In particular they must ensure that they take on board any feedback given in class.

Each week's question should take 30 mins.

By following the 10 week after school revision programme (which begins on Wednesday 22nd February (see timetable) taking a topic each week this should also help students structure their own revision outside of lessons.

We urge students to plan their time carefully and not to waste this opportunity to revise and practise exam technique. **Failure to do homework will be noted on Go4Schools and consistent failure will result in a detention to do the questions missed.**

Wednesday's Afterschool - 3.10 - 4.15pm			Staff and Room <i>(Staffing is provisional at this stage - to be confirmed)</i>	
Week	Date	Topic Revision	Higher Revision	Foundation Revision
FEBRUARY HALF TERM				
1	Weds 22nd February	Population	Cb - N16 Nn - N19	We - N17
2	Weds 1st March	Tourism	Cb - N16 Re - N15	Mb - N21
3	Weds 8th March	Settlement	Cb - N16 Nn - N19	Re - N15
4	Weds 15th March	Economic Change	Yo - N16 We - N17	Mb - N21
5	Weds 22nd March	Tectonics	Cb - N16 Re - N15	We - N17
6	Weds 29th March	Coasts	Cb - N16 Yo - N13	Mb - N21
EASTER HOLIDAYS				
7	Weds 19th April	Rivers	Cb - N16 Nn - N19	Re - N15
8	Weds 26th April	Watery World	Cb - N16 Yo - N13	We - N17
9	Weds 3rd May	Challenges to the Planet	Cb - N16 Re - N15	Mb - N21
10	Weds 10th May	Geographical Skills	Cb - N16 Nn - N19	Re - N17
11	Weds 17th May	Using Case Studies in Exams		
12	Weds 24th May	Optional Drop in Support		
Monday 22nd May - Unit 1 Exam - Geographical Skills				
Tuesday 6th June - Unit 2 Exam - Natural Environments				
Monday 12th June - Unit 3 Exam - Human Environments				

Week Beginning	Homework	Date Due
15th Feb	Half Term Homework (to be confirmed nearer the time)	
21st Feb	Population Change Question (Unit 3) - June 2012	
27th Feb	A Tourists World Question (Unit 3) - Jan 2013	
6th March	Settlement Change Question (Unit 3) - Jan 2013	
13th March	Economic Change Question (Unit 3) - June 2013	
20th March	Tectonic Landscapes Question (Unit 2) - June 2013	
27th March	Coastal Landscapes Question (Unit 2) - June 2013	
Unit 2 Natural Environments Past Paper (EASTER HOMEWORK) (Full Paper - 1hr 15 mins) - done as homework over half term.		
17th April	River Landscapes Question (Unit 2) - Jan 2012	
24th April	Watery World Question (Unit 2) - June 2012	
1st May	Challenges to the Planet Question (Unit 1) - June 2013	
8th May	Geographical Skills Question (Unit 1) - June 2013	
15th May	Case Study Questions - to be identified nearer the time (details on Go4Schools).	
For the last week - students can pick any exam questions they would like more practice on from the book for homework.		
Monday 22nd May - Unit 1 Exam - Geographical Skills		
JUNE HALF TERM		
Tuesday 6th June - Unit 2 Exam - Natural Environments		
Monday 12th June - Unit 3 Exam - Human Environments		

WHAT CAN YOU DO AS PARENTS / CARERS?

We fully appreciate that there are huge academic and organisational demands on students in the run up to the exam period. Parent support encouragement and interest can make a huge contribution to student's motivation and most importantly their ability to cope at this.

- Help them to make a revision plan
- If possible, try and help ensure that there is a quiet space where students can work without distractions.
- Encourage your son/daughter to balance the format of their revision - some might be with pen and paper some might be using revision video resources or using the web-based resources we have produced as a department
- Encourage your son/daughter to also build in sufficient down-time for relaxing in front of the TV, socialising or doing sports (exercise can really help to ensure increased productivity whilst reducing tiredness and stress!).
- It is normal for students to fall behind, start to feel overwhelmed or find it difficult to balance work, school and social demands. Helping them to stay positive and talk through these issues as they arise can help. Helping them get things in perspective is important.
- Offer to test them on case study detail etc. (There are flash cards available on our blog with questions and answers!)
- Above all help to keep them positive and praise their hard work!

There is some useful advice on helping your child revise here

<http://www.justinraig.ac.uk/a-levels-gcse-revision-tips/> and here

<https://revisionapp.co.uk/gcse-revision-essential-guide-parents/>

TRACKING PROGRESS


We will continue to use Go4Schools to update any further end of unit test results. Homework marks won't be on Go4Schools but they will be in the Past Papers booklets. If homework is not being done we will demerit student via Go4Schools so that you are aware. We are also keen to continue email dialogue with parent/carers so please do not hesitate to email your son/daughters teacher with any questions.

FURTHER INFORMATION

Over the next few months we will continue to provide support for revision though our twitter feed @StIvoGeography and Facebook page <http://tiny.cc/StIvoGeographyFacebook>, our website www.geobytes.org.uk also has links to all of our online resources. Maintaining a dialogue with your son/daughter's teacher is also invaluable; please do not hesitate to email us with any questions or concerns that you have. We would also encourage students to maintain dialogue with their teachers and be prepared to ask if there is anything they do not fully understand.

STAFF EMAIL ADDRESSES:

Mr Chambers rchambers@stivoschool.org
Mrs Morey bmorey@stivoschool.org
Mr Nunn sunn@stivoschool.org
Miss Raine sraine@stivoschool.org
Miss Yorke ryorke@stivoschool.org
Mr West dwest@stivoschool.org



Please note a digital copy of this booklet with live URL links can be found at www.geobytes.org.uk

ST IVO GEOGRAPHY DEPARTMENT

ST IVO SCHOOL, HIGH LEYS, ST IVES, CAMBRIDGESHIRE, PE27 6RR 01480 302953 (DIRECT DIAL)

